

## Read Prior to Removing the Column From the Box



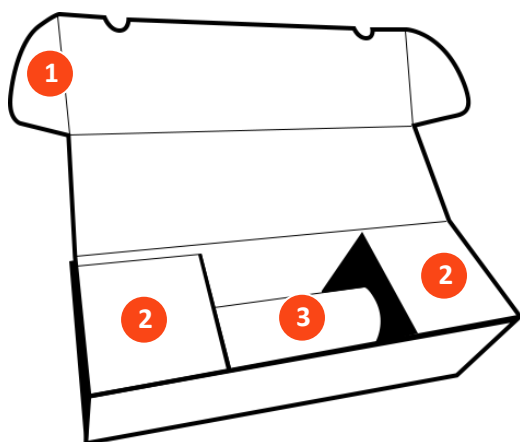
1. Upon receipt of the OPUS® Pre-packed Column shipment:
    - Inspect outside of the heavy duty cardboard carton for any unusual signs of damage.
      - Contact Repligen immediately if significant damage has occurred (see [page 2](#)).
    - Locate shipping delivery documents attached to outside of overbox.
    - Locate Certificate of Analysis (CoA) for OPUS® Pre-packed Column(s) inside the box.
    - Unfold top flaps of shipping overbox to reveal individual product box(es) (white).
    - For GMP Run Ready OPUS® Pre-packed Columns, locate QC resin sample and store as specified by the resin supplier.
    - In some cases, excess resin not used during column packing may also be shipped along with the column.
  2. Remove the individual product box(es) from the shipping overbox.
  3. To open the individual product box for each OPUS® Pre-packed Column ([Figure 1](#)):
    - a. Position individual product box such that the longest face is parallel to the unpacking table/bench.
    - b. Unfold top flap of individual product box.
    - c. Slide foam inserts and OPUS® Pre-packed Column out of the box as one cohesive unit.
    - d. For maximum cleanliness, keep the clear plastic bag containing the column intact for this step.
-  **IMPORTANT:** Do not pull or strain the white inlet and outlet ports protruding from each end of the OPUS® Pre-packed Column.
-  **IMPORTANT:** Do not pull or strain the tubing set when handling the column. When moving the column, handle by the column body.
4. If you are not ready to use the column, refer to the storage recommendations of the resin supplier for the pre-packed resin.
    - a. Storage conditions are also suggested on the OPUS® Pre-packed Column label and CoA.

Figure 1. OPUS® Pre-packed Column individual product box, 2.5 - 8 cm ID



1. Individual product box (white)
2. Foam insert (x2)
3. OPUS® Pre-packed Column

## OPUS® Pre-packed Chromatography Columns User Guide



Full User Guide available at  
[www.repligen.com/resources/quality](http://www.repligen.com/resources/quality)

### Contact information

For more information or questions, please contact Repligen:

#### Customer Support USA

[customerserviceUS@repligen.com](mailto:customerserviceUS@repligen.com)

+1-781-250-0111

#### Repligen Corporation

41 Seyon Street Building #1, Suite 100  
Waltham, MA 02453

#### Customer Support Europe

[customerserviceEU@repligen.com](mailto:customerserviceEU@repligen.com)

+31 76 5719 419

#### Repligen Europe B.V.

Hoeksteen 13  
4815 PR BREDA  
The Netherlands

©2021 Repligen Corporation. All rights reserved. The trademarks mentioned herein are the property of Repligen Corporation and/or its affiliate(s) or their respective owners.